



CE CB EN RoHS



## FLZ23



**SOLEID**  
SOLUCIONES LED

FLZ23 is a cost-effective, lightweight, ultra-thin flood light that is at least 10% cheaper than similar options. It is commonly used in outdoor sports venues, swimming pools, industrial sites, logistics parks, car parks, outdoor billboards, road intersections, and architectural lighting.



**180**  
Lm/W



**IP66**  
Wet Location



**IK08**  
Protection Provide



3-IN-1 CCT Selectable  
(Optional)



3-IN-1 Wattage Selectable  
(Optional)



Reduced 50% weight  
Only 13Kg, 500W/600W



## Compare to Similar Flood Light, FLZ23 Cost Down $\geq 10\%$

## 3-in-1 CCT and Wattage Selectable Solutions(Optional)

FLZ23 offers a 3-in-1 power and CCT adjustable solution, allowing for flexible application in various locations. *This versatility facilitates better stock distribution for customers, reducing the risk of inventory backlog.*

### ONLY FOR Non-isolated Driver:


3-in-1 CCT Selectable » » 3000K-4000K-5000K  
4000K-5000K-5700K

### Isolated and Non-isolated Driver are All Available:

3-in-1 Watt Selectable » » 400W: 200W-300W-400W  
600W: 400W-500W-600W

## Good Heat Management

- The FLZ23 utilizes high thermal conductivity die-casting AL material, ensuring excellent thermal conductivity.
- The separate installation of the driver and LEDs prevents heat effects on the driver.
- The convective hole facilitates rapid heat dispersion, enhancing the overall heat dissipation and maintaining performance stability.



## IP66 Dual Waterproof Reduce 10% Probability of Water Leakage

The driver cavity and LEDs cavity of FLZ23 are designed separately, allowing for independent waterproofing. This design reduces the leakage rate by 10% compared to integrated designs, improving stability and performance of the light.

## Up to 180Lm/W, Lens Customizable

Our flood light features high-efficiency LEDs (5050 or 2835) with excellent light output, low power consumption, and high temperature resistance. The maximum light efficiency reaches 180Lm/W, with options of 150Lm/W, 160Lm/W, and 170Lm/W, making it a cost-effective choice. The 8-in-1 or 6-in-1 modular lens reduces the mold cost significantly. Customization is also available for lens types beyond the 30°, 60°, 90°, and asymmetric options.

## Dual Breath Value Design

FLZ23 is equipped with metal breath valves in both the driver and LEDs cavities. These valves maintain a balanced airflow inside and outside the cavities, effectively preventing moisture mist from affecting the electrical components and reducing light attenuation caused by water mist on the luminous surface.

The metal sheet can be removable, without screws on the surface, and the appearance is complete.

### Glass + Lens

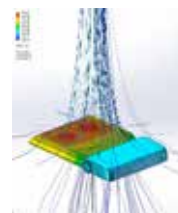
FLZ23 floodlight features a glass and lens combination for double protection, with anti-impact IK08 rating and high weather resistance. The glass shields the PC lens from UV rays, ensuring long-lasting high brightness illumination.

### Robust Bracket with 5-Degree Tick Marks

The u-bracket that offers good adjustments using a 5-degree tick marks knob, providing precise control over the direction of light. This flexibility, combined with its adaptable light types that include both symmetry and asymmetry, ensures accurate illumination in desired positions. This makes the FLZ23 an optimal choice for customers who prioritize high construction precision.

U-bracket is offers exceptional strength to withstand outdoor wind pressure, ensuring stability and reliability.

High light efficiency reaches up to 180Lm/W, with optional options of 150Lm/W, 160Lm/W, and 170Lm/W.



The convective hole facilitates rapid heat dispersion, enhancing the overall heat dissipation and maintaining performance stability.

The connection interfaces is reserved , DALI, 0-10V dimming optional.





## Loop in/out Connection Available

We provide a dedicated port that facilitates easy loop in/out connection for multiple lights. This feature is particularly advantageous for lamp posts or areas that require multi-lighting, as it simplifies the wiring process and reduces wire costs. One flood light failure will not affect the operation of other lights, minimizing the impact of maintenance on site usage.

### Input Voltage AC100-240V:

Copper Cable (mm <sup>2</sup> )	Loop in/out Connection Quantity(pcs)				
	200W	300W	400W	500W	600W
1.0	6pcs	4pcs	3pcs	3pcs	2pcs
1.5	9pcs	7pcs	5pcs	5pcs	3pcs

## NEMA and Zhaga Interfaces Available

NEMA and Zhaga interfaces are reserved to select appropriate smart control according to different regions and habits, such as NEMA + Photocell, PIR Sensor, PIR Sensor + Remote Control, etc. .



## Both The Most Cost-Effective and The Longest Lifespan Options Are Available

- 1 The lowest cost option:** Driver installed in the power cavity, open the back cover to replace the driver, high cost-effective.



- 2 The most reliable and longest-lifespan option:** The driver installed in the back cover of the power cavity, block the main heat, power stability, lifespan can be 10% -30% longer than other solutions. It's convenient for later maintenance and only needs to replace the back cover and driver when operating at high altitude.









## ONE OF THE MOST POPULAR FLOODLIGHTS AMONG AGENTS

The FLZ23's expandable power box cover ensures excellent performance and customizable aesthetics, meeting the needs of different agents in various regions and providing tailored solutions for specific customers.



Expandable dual module combination solution can replace 500-1000w high-power floodlights and stadium lights.





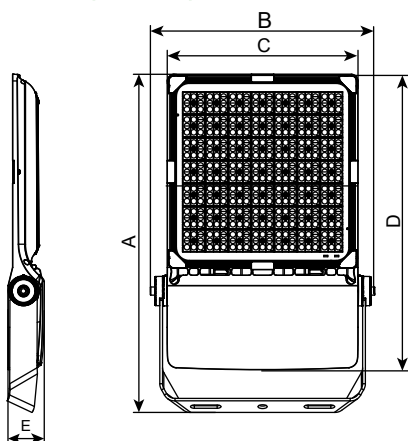


## Parameters

Model No.	FLZ23-200W	FLZ23-300W	FLZ23-400W	FLZ23-500W	FLZ23-600W
Wattage(Standards)	200W	300W	400W	500W	600W
Light Efficiency	180Lm/W, 170Lm/W, 160Lm/W, 150Lm/W Optional				
Lumen Output(@4000K)	30,000Lm~36,000Lm	45,000Lm~54,000Lm	60,000Lm~72,000Lm	75,000Lm~90,000Lm	90,000Lm~108,000Lm
CCT(Standards)	3000K, 4000K, 5000K, 5700K, 6500K Optional				
Beam Angle	30°, 60°, 90°, asymmetric				
CRI	70 Standards, 80 / 90 / TLCI86 / TLCI90 Optional				
SDCM	≤5				
Input Voltage	AC100-240V 50/60HZ				
Power Factor	≥0.90				
THD	≤20%				
Percent flicker(%)	<10%				
Surge Protection	10KV Standards, 6KV/15KV/20KV Optional				
Protection against electric	Class I Standards, Class II Optional				
IP	IP66				
IK	IK08				
Operating Temp Ranger	-40 °C ~ +50 °C @ outdoor				
Intelligent control	ON/OFF Standards, 0-10V Dimming/DALI2.0 Optional				
Lifetime	100, 000H(L70B50@25 °C )				
Warranty	5 years				
Certificate	CE / CB / NENC / RoHS				
Brand	LED Vendor: Lumileds Driver Vendor: Sosen, Inventronics(non-isolated / isolated)				
Material	Structure: Die-casting/ADC12 Finish: Powder coated Lens: Polycarbonate+Glass Color: Gray				



## Dimension (mm)



Model No	Product Dimension (mm)					Package Dimension (mm)	Net. Weight (kg)	Gross Weight (kg)
	A	B	C	D	E			
200W/300W/400W	580	400	320	500	80	640x420x140	7.5±0.5	9±0.5
400W/500W/600W	750	500	420	650	80	800x530x140	13±0.5	14±0.5

## Applications

Outdoor / Indoor / Industrial

- Sports & recreational fields
- Large-scale outdoor events
- Industrial and construction sites
- Parking lots and garages
- Landscaping and architectural lighting
- Security and outdoor surveillance



Tennis Court



Badminton Hall

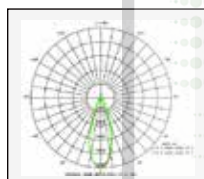


Swimming Pool

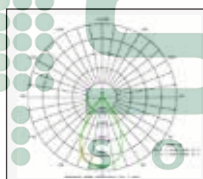


Parking Lot

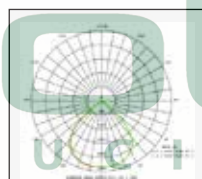
## Photometric diagrams




30°



60°



90°



Asymmetric



Industrial & construction sites



Airport



Landscaping Lighting



Outdoor Surveillance



High Way Lighting



High Mast Lighting